

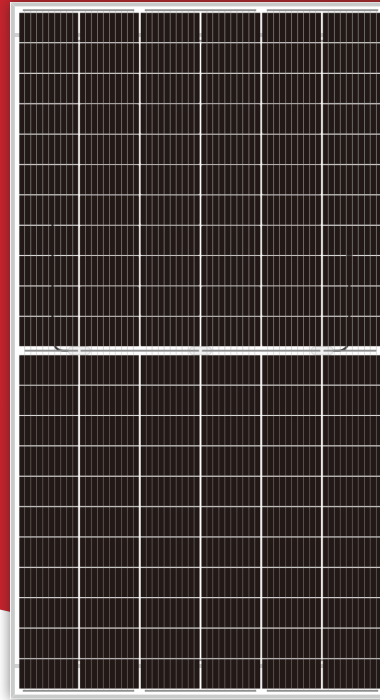


Leading one-stop PV Supplier

HI-C ILO

655-670W

High Efficiency Bifacial Dual Glass Mono Module



Bifacial technology enables additional energy harvesting from rear side (up to 30%)



Excellent low irradiance performance.



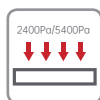
Better light trapping and current collection to improve module power output and reliability.



Industry leading lowest thermal co-efficient of power.



Optimized electrical design and lower operating current for reduced hot spot loss and better temperature coefficient.

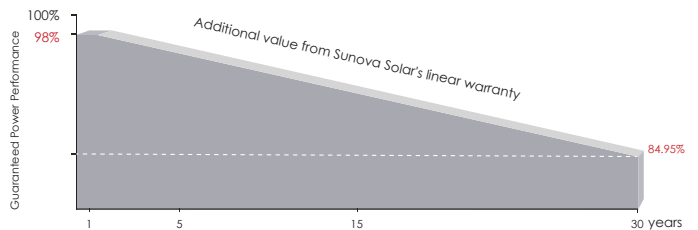


Certified to withstand: wind load (2400 Pa) and snow load (5400 Pa).



100% triple EL test enabling remarkable reduction of hidden crack rate of modules

LINEAR PERFORMANCE WARRANTY



15 years

Product quality & process guarantee

30 years

Linear power guarantee

0.45 %

Annual Degradation Over 30 years

COMPREHENSIVE CERTIFICATES




ISO 9001: Quality Management System

ISO 14001: Environmental Management System Standard

OHSAS 18001: International Occupational Health and Safety Assessment System Standard

* Different markets have different certification requirements. Also, the products are under rapid innovation. Please confirm the certification status with regional sales representatives.

PERFORMANCE INSURANCE



中国平安

PING AN P & C INSURANCE CO CN SZ

ELECTRIC CHARACTERISTICS

Model of modules	SS-BG655-66MDH-G12		SS-BG660-66MDH-G12		SS-BG665-66MDH-G12		SS-BG670-66MDH-G12	
	STC	NOCT	STC	NOCT	STC	NOCT	STC	NOCT
Maximum power — P _{mp} (W)	655	495	660	498	665	502	670	506
Open-circuit voltage — V _{oc} (V)	45.65	42.94	45.87	43.12	46.04	43.31	46.26	43.53
Short-circuit current — I _{sc} (A)	18.50	15.04	18.55	15.06	18.61	15.08	18.64	15.13
Maximum power voltage — V _{mp} (V)	37.67	35.02	37.88	35.17	38.05	35.38	38.24	35.59
Maximum power current — I _{mp} (A)	17.39	14.14	17.43	14.16	17.48	14.19	17.53	14.22
Module efficiency — η _m (%)	21.1%		21.2%		21.4%		21.6%	

STC (Standard Testing Conditions): Irradiance 1000W/m², Cell Temperature 25 °C, Spectra at AM1.5

NOCT (Nominal Operating Cell Temperature): Irradiance 800W/m², Ambient Temperature 20°C, Spectra at AM1.5, Wind at 1m/s

ELECTRICAL CHARACTERISTICS WITH DIERENT POWER BIN (REFERENCE TO 10% IRRADIANCE RATIO)

Maximum power — P _{mp} (W)	701	706	712	717
Open-circuit voltage — V _{oc} (V)	45.65	45.87	46.04	46.26
Short-circuit current — I _{sc} (A)	19.80	19.83	19.92	19.95
Maximum power voltage — V _{mp} (V)	37.67	37.88	38.05	38.24
Maximum power current — I _{mp} (A)	18.61	18.64	18.72	18.76
Irradiance ratio (rear/front)	10%			

STRUCTURAL CHARACTERISTICS

Module size (L*W*H)	2384 x 1303 x 35 mm
Weight	38.5 kg
Number of cells	132 cells
Cell	PERC Monocrystalline 210x105 mm
Glass	2.0 mm High Transmission, Antireflection Coating
Frame	Anodized aluminum alloy
Junction box	IP68, 3 bypass diodes
Output wire	4.0 mm ²
Wire length	300 mm or Customized Length
Connector	MC4 Compatible
Packing Specification	31 pcs/Pallet; 558 pcs/40'HQ

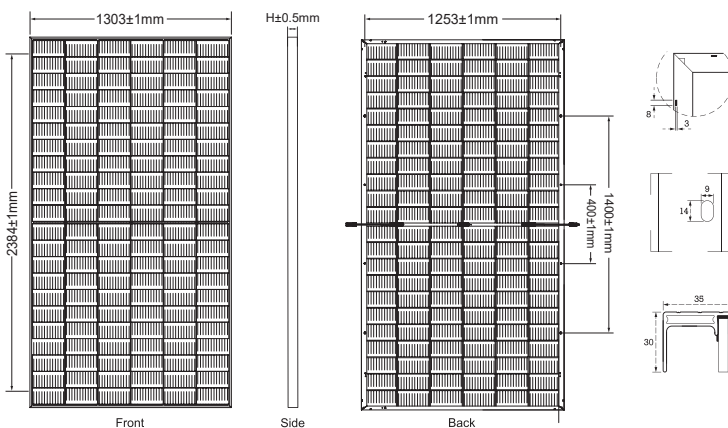
OPERATING PARAMETERS

Power tolerance (W)	(0,+5)
Maximum system voltage (V)	1500
Maximum rated fuse current (A)	35
Current operating temperature (°C)	-40~+85 °C
Mechanical load	5400 Pa / 2400 Pa

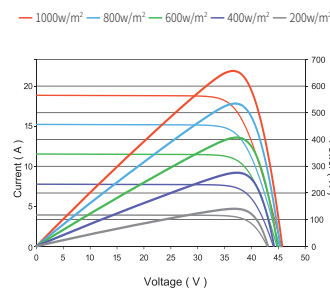
TEMPERFORMANCE RATINGS

Temperature coefficient (P _{max})	-0.34%/°C
Temperature coefficient (V _{oc})	-0.25 %/°C
Temperature coefficient (I _{sc})	+0.04 %/°C
Nominal operating cell temperature	43±2 °C

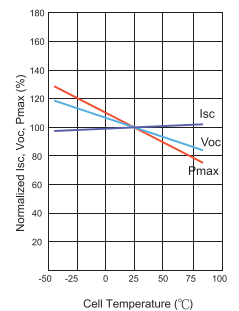
MODULE DIMENSIONS (MM)



Current-Voltage & Power-Voltage Curves (665W)



Temperature Dependence of I_{sc}, V_{oc}, P_{max}



Web: www.sunova-solar.com

E-mail: info@sunova-solar.com

* The technical parameters contained in this datasheet may deviate slightly, and Sunova does not guarantee that they are completely accurate. Due to continuous innovation, research and development and product improvement, Sunova reserves the right to adjust the information in this datasheet at any time without prior notice. The customer should obtain the latest version of datasheet when signing the contract and make it an integral part of the binding contract signed by both parties. The Chinese (or other language) translation files of this datasheet are for reference only. If there is any inconsistency between the English version and the Chinese version (or other language versions), the English version shall prevail.