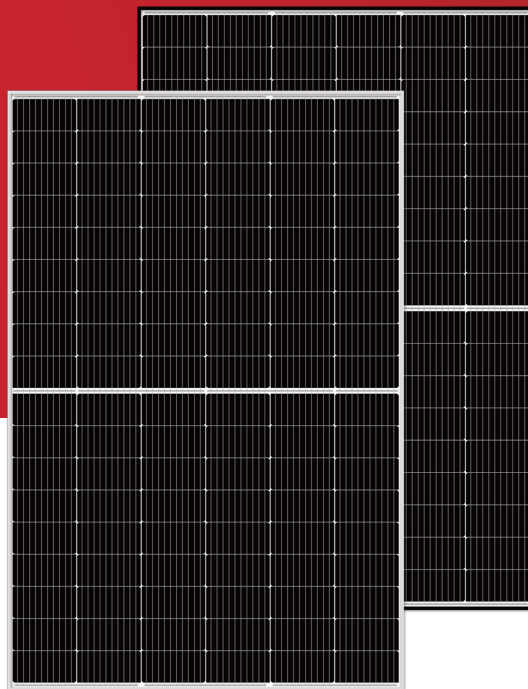




# Zosma™ S

## 400-420W

High efficiency half-cell mono PERC module



Excellent low irradiance performance



Better light trapping and current collection to improve module power output and reliability



Industry-leading, lowest thermal coefficient



Optimized electrical design and lower operating current for reduced hot spot loss and better temperature



Certified to withstand 2400 Pa of wind load and 5400 Pa of snow load



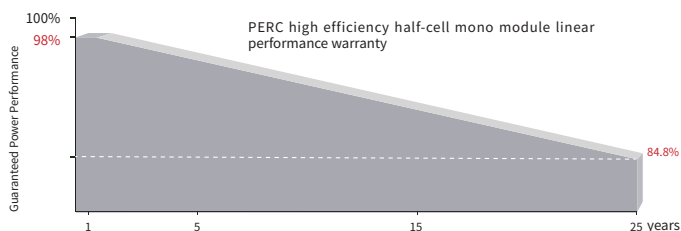
100% triple EL test, which greatly reduces the hidden cracks rate

### WARRANTY INSURANCE



\* Optional performance warranty insurance. Please contact our local sales staff for more information.

### LINEAR PERFORMANCE WARRANTY



**15** years

Product quality & process guarantee

**25** years

Linear power guarantee

**0.55** %

Annual degradation over 25 years

### COMPREHENSIVE CERTIFICATES



IEC61215/IEC61730/IEC61701/IEC62716/  
IEC62804/IEC60068/UL61730

ISO 9001: Quality Management System

ISO 14001: Environmental Management System Standard

ISO 45001: International Occupational Health and Safety Assessment System Standard

SA 8000: 2014 Social Accountability Management System

\* Different markets have different certification requirements. Also, the products are under rapid innovation. Please confirm the certification status with regional sales representatives.

## ELECTRICAL CHARACTERISTICS

Model of modules	SS-400-54MDH		SS-405-54MDH		SS-410-54MDH		SS-415-54MDH		SS-420-54MDH	
	STC	NOCT	STC	NOCT	STC	NOCT	STC	NOCT	STC	NOCT
Maximum power — $P_{mp}$ (W)	400	298	405	302	410	306	415	310	420	313
Open-circuit voltage — $V_{oc}$ (V)	37.18	35.10	37.33	35.24	37.68	35.57	37.79	35.67	38.00	35.87
Short-circuit current — $I_{sc}$ (A)	13.39	10.82	13.44	10.86	13.59	10.98	13.72	11.08	13.80	11.15
Maximum power voltage — $V_{mp}$ (V)	31.42	29.41	31.55	29.54	31.84	29.81	31.94	29.90	32.11	30.06
Maximum power current — $I_{mp}$ (A)	12.74	10.14	12.84	10.22	12.88	10.25	13.01	10.35	13.09	10.42
Module efficiency — $\eta_m$ (%)	20.5		20.7		21.0		21.3		21.5	
Power tolerance (W)	(0,+5)									
Maximum system voltage (V)	1500									
Maximum rated fuse current (A)	25									
Current operating temperature (°C)	-40~+85 °C									

**STC** (Standard Testing Conditions): Irradiance 1000W/m<sup>2</sup>, Cell Temperature 25 °C, Spectra at AM1.5

**NOCT** (Nominal Operating Cell Temperature): Irradiance 800W/m<sup>2</sup>, Ambient Temperature 20°C, Spectra at AM1.5, Wind at 1m/s

## STRUCTURAL CHARACTERISTICS

Module dimensions (L*W*H)	1722 x 1134 x 30 mm
Weight	21.5 kg
Number of cells	108 cells
Cell	PERC monocrystalline
Glass	Tempered, 3.2 mm AR, high transmittance, low iron
Frame	Anodized aluminum alloy (Silver/Black)
Junction box	IP68, 3 bypass diodes
Output wire	4.0 mm <sup>2</sup> , wire length: 300mm / 1200mm / customized
Connector	MC4 Compatible
Mechanical load	Snow load: 5400 Pa * / Wind load: 2400 Pa ☼

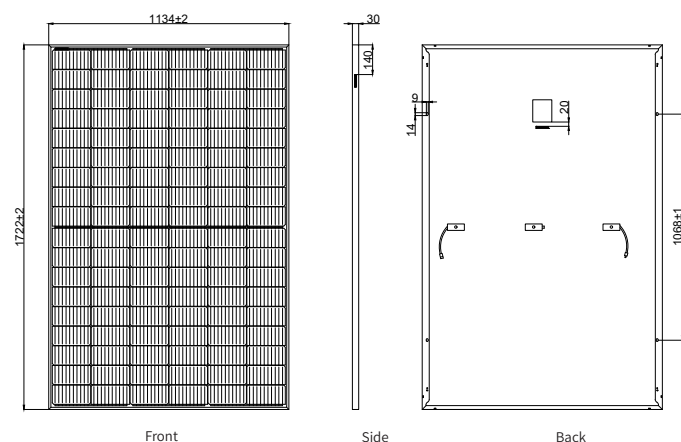
## TEMPERATURE PERFORMANCE RATINGS

Temperature coefficient ( $P_{max}$ )	-0.33 %/°C
Temperature coefficient ( $V_{oc}$ )	-0.26 %/°C
Temperature coefficient ( $I_{sc}$ )	+0.05 %/°C
Nominal operating cell temperature	43±2 °C

## PACKAGING CONFIGURATION

Container	40HQ
Quantity/pallet	36
Pallets/container	26
Quantity/container	936

## MODULE DIMENSIONS (MM)



\* The unmarked tolerance is ±1 mm  
Length shown in mm

